



Turning dreams into reality

May 28, 2015

The BSE Limited(Bombay Stock Exchange)

Phiroze Jeejeebhoy Towers,
Dalal Street,
Mumbai 400 001

National Stock Exchange of India Limited

'Exchange Plaza'
Bandra Kurla Complex,
Bandra (East)
Mumbai- 400 051

**Reference: Audited Financial Results for the Quarter and Year Ended
March 31, 2015 (pursuant to Clause 41)**

Sir

Please find enclosed herewith the following:

1. Standalone and Consolidated Audited Financial Results of the Company for the Quarter and Year Ended March 31, 2015.
2. Consolidated Audited Financial Results of the Company for the Quarter and Year Ended March 31, 2015 to be published in the newspapers.
3. Auditors' Report issued by the Auditors M/s Doogar & Associates, Chartered Accountant for the Quarter and Year Ended March 31, 2015.

Please also note that the above referred shall be available at the website of the Company i.e. www.omaxe.com.

Thanking You

For Omaxe Ltd


OMAXE LIMITED
Haryana
Venant R. Singh

(Additional Vice President
& Company Secretary)

OMAXE LTD.

Corporate Office : 7, Local Shopping Centre, Kalkaji, New Delhi-110 019 (India)

Tel. : 91-11-41896680-85, 41893100, Fax : 91-11-41896653, 41896655, 41896799

Regd. Office : Shop No. 19-B, First Floor, Omaxe Celebration Mall, Sohna Road, Gurgaon - 122 001, (Haryana)

Website : www.omaxe.com CIN : L74899HR1989PLC051918

Omaxe Limited

Regd. Office: 19-B, First Floor, Omaxe Celebration Mall, Sohna Road, Gurgaon-122 001, (Haryana)

Corp. Office: 7, LSC, Kalkaji, New Delhi-110019

CIN: L74899HR1989PLC051918, Website: www.omaxe.com, Email: info@omaxe.com


Tel: 91-11-41893100, Fax: 91-11-41896653

Statement of Consolidated Audited Financial Results for the quarter and year ended March 31, 2015

PART I

(Rupees in lakhs)

Particulars	Quarter ended			Year ended	
	31.03.2015	31.12.2014	31.03.2014	31.03.2015	31.03.2014
	Unaudited	Unaudited	Unaudited	Audited	Audited
1 Income from operations					
a) Net sales/ Income from operations	41,024.81	30,275.93	51,025.14	141,334.33	160,542.96
b) Other operating income	340.15	495.29	372.07	1,774.19	1,769.54
Total income from operations	41,364.96	30,771.22	51,397.21	143,108.52	162,312.50
2 Expenses					
a) Cost of material consumed, construction & other related project cost	47,921.01	52,471.00	50,507.81	200,812.24	139,534.29
b) Changes in inventories of finished stock & projects in progress	(16,748.31)	(31,498.03)	(11,825.98)	(97,601.05)	(20,783.47)
c) Employee benefit expense	1,528.57	1,453.32	1,778.65	6,063.22	6,956.98
d) Depreciation and amortisation expense	357.25	370.88	290.61	1,442.60	986.77
e) Other expense	3,793.10	2,496.59	3,962.64	10,436.47	14,038.82
Total expenses	36,851.62	25,293.76	44,713.73	121,153.48	140,733.39
Profit from operations before other income, finance costs and exceptional items (1-2)	4,513.34	5,477.46	6,683.48	21,955.04	21,579.11
4 Other income	1,306.72	662.86	1,529.24	3,415.74	3,032.60
Profit before finance costs and exceptional items (3+4)	5,820.06	6,140.32	8,212.72	25,370.78	24,611.71
6 Finance costs	2,335.05	3,858.51	3,734.12	14,351.66	13,057.72
Profit after finance costs but before exceptional items (5-6)	3,485.01	2,281.81	4,478.60	11,019.12	11,553.99
8 Exceptional items	-	-	-	-	-
Profit from ordinary activities before tax (7+8)	3,485.01	2,281.81	4,478.60	11,019.12	11,553.99
10 Tax expense	1,473.87	891.79	1,965.61	5,035.14	3,692.79
Net profit from ordinary activities after tax (9-10)	2,011.14	1,390.02	2,512.99	5,983.98	7,861.20
12 Extra ordinary items	-	-	-	-	-
Net profit for the period before minority interest (11-12)	2,011.14	1,390.02	2,512.99	5,983.98	7,861.20
14 Share of profit of associates	-	-	-	-	-
15 Minority interest	(13.08)	(1.91)	4.37	(22.86)	9.17
Net Profit after tax, minority interest and share of profit from associates (13+14-15)	2,024.22	1,391.93	2,508.62	6,006.84	7,852.03
17 Paid-up Equity Share Capital (Face value Rs. 10 each)	18,290.05	18,290.05	18,290.05	18,290.05	18,290.05
18 Reserves (excluding Revaluation Reserves)	179,365.06	-	174,572.50	179,365.06	174,572.50
19 Basic and diluted earnings per share (in rupees) (not annualised)-Post Bonus	1.09	0.76	1.37	3.27	4.29
20 (a) Debt Service Coverage Ratio				0.42	0.45
(b) Interest Service Coverage Ratio				1.77	1.88



PART II

Particulars	Consolidated				
	Quarter ended			Year ended	
	31.03.2015	31.12.2014	31.03.2014	31.03.2015	31.03.2014
	Unaudited	Unaudited	Unaudited	Audited	Audited
A PARTICULARS OF SHAREHOLDING					
1 Public shareholding					
-Number of shares	45,734,346	45,734,346	45,734,346	45,734,346	45,734,346
-Percentage of shareholding	25.01%	25.01%	25.01%	25.01%	25.01%
2 Promoters and Promoter Group Shareholding					
a) Pledged / Encumbered					
- Number of shares	94,929,200	103,564,200	82,016,700	94,929,200	82,016,700
- Percentage of shares (as a % of the total shareholding of promoter and promoter group)	69.21%	75.50%	59.79%	69.21%	59.79%
- Percentage of shares (as a % of the total Share capital of the company)	51.90%	56.62%	44.84%	51.90%	44.84%
b) Non-Encumbered					
- Number of shares	42,236,994	33,601,994	55,149,494	42,236,994	55,149,494
- Percentage of shares (as a % of the total shareholding of promoter and promoter group)	30.79%	24.50%	40.21%	30.79%	40.21%
- Percentage of shares (as a % of the total share capital of the company)	23.09%	18.37%	30.15%	23.09%	30.15%


Particulars	Quarter ended 31.03.2015
B INVESTOR COMPLAINTS	
Pending at the beginning of the quarter	1
Received during the quarter	-
Disposed of during the quarter	-
Remaining unresolved at the end of quarter	1

A circular stamp with the text 'THE LIAS' is visible, along with a handwritten signature in black ink over it.

Statement of consolidated assets and liabilities

(Rupees in lakhs)

Particulars		As at 31.03.2015	As at 31.03.2014
		Audited	Audited
I.	EQUITY AND LIABILITIES		
	Shareholders' funds		
	Share capital	43,290.05	43,290.05
	Reserves and surplus	179,365.06	174,572.50
		222,655.11	217,862.55
	Minority Interest	940.95	32.82
	Non-current liabilities		
	Long-term borrowings	45,606.70	32,731.57
	Other long term liabilities	27,405.22	28,805.54
	Long-term provisions	1,487.25	1,484.91
		74,499.17	63,022.02
	Current liabilities		
	Short-term borrowings	22,090.90	32,021.49
	Trade payables	85,904.83	76,137.00
	Other current liabilities	281,691.76	252,991.26
	Short-term provisions	3,008.27	3,233.64
		392,695.76	364,383.39
		690,790.99	645,300.78
II.	ASSETS		
	Non-current assets		
	Fixed assets		
	Tangible assets	4,350.16	5,535.34
	Intangible assets	183.25	227.72
	Capital work-in-progress	1.87	12.90
	Intangible assets under development	14.53	8.78
		4,549.81	5,784.74
	Goodwill (net of capital reserve) on consolidation	7,306.20	7,319.32
	Non-current investments	2,047.60	1,547.59
	Deferred tax assets (net)	1,450.10	963.38
	Long-term loans and advances	22,948.11	30,904.23
	Other non-current assets	2,953.58	3,236.18
		41,255.41	49,755.44
	Current assets		
	Current investments	-	9.85
	Inventories	447,141.92	383,638.12
	Trade receivables	76,995.03	86,551.56
	Cash and bank balance	24,051.00	24,315.39
	Short-term loans and advances	52,765.00	55,169.43
	Other current assets	48,582.63	45,860.99
		649,535.68	595,545.34
		690,790.99	645,300.78



Audited segment-wise revenue, results and capital employed for the quarter and year ended March 31, 2015

(Rupees in lakhs)

Particulars	Quarter ended			Year ended	
	31.03.2015	31.12.2014	31.03.2014	31.03.2015	31.03.2014
	Unaudited	Unaudited	Unaudited	Audited	Audited
1 Segment Revenue					
-Real estate projects	41,321.31	30,307.51	50,583.03	141,376.17	160,157.54
-Construction contracts	12,436.24	11,848.13	19,398.89	50,744.07	55,108.33
-Unallocated	700.83	359.06	58.35	1,741.10	331.63
Total	54,458.38	42,514.70	70,040.27	193,861.34	215,597.50
Less: Inter-segment revenue	13,093.42	11,743.48	18,643.06	50,752.82	53,285.00
Total sales/income	41,364.96	30,771.22	51,397.21	143,108.52	162,312.50
2 Segment Results					
-Real estate projects	10,393.31	9,630.45	12,724.01	39,498.86	42,746.30
-Construction contracts	(201.05)	167.80	(8.63)	398.47	815.38
-Unallocated	-	-	-	-	-
Total	10,192.26	9,798.25	12,715.38	39,897.33	43,561.68
Less:					
i) Finance costs	2,335.05	3,858.51	3,734.12	14,351.66	13,057.72
ii) Other Un-allocable expenditure net off	5,678.92	4,320.79	6,031.90	17,942.29	21,982.57
iii) Un-allocable income	(1,306.72)	(662.86)	(1,529.24)	(3,415.74)	(3,032.60)
Profit before tax	3,485.01	2,281.81	4,478.60	11,019.12	11,553.99
3 Capital employed					
-Real estate projects	287,787.90	289,123.36	276,432.96	287,787.90	276,432.96
-Construction contracts	5,826.32	7,206.90	5,074.52	5,826.32	5,074.52
-Unallocated	39,573.92	41,251.64	41,333.91	39,573.92	41,333.91
Total	333,188.14	337,581.90	322,841.39	333,188.14	322,841.39

Notes:

- The above results were reviewed and recommended by the Audit Committee & approved by the Board of Directors at their respective meetings held on 28th May, 2015 and have been audited by the Statutory Auditors of the Company.
- The figures for last quarter of current and previous years are the balancing figures between the audited figures in respect of the full financial year and the published figures for nine months ended for respective years.
- The consolidated financial results have been prepared in accordance with AS-21 – 'Accounting standard on consolidated financial statements'.
- The unaudited financial results of one wholly owned subsidiary company namely M/s Rohtas Holdings (Gulf) Limited (including its subsidiary namely M/s Marine Sand Ltd.) have been reported by their management and given effect in consolidated financial results based on financial statements as certified.
- During the quarter ended 31st March, 2015, the Company has sold its entire holding in wholly owned subsidiary company namely M/s Finishing Touch Properties Private Limited, accordingly profit on sale of shares amounting to Rs. 257.50 lacs has been shown in other income.
- During the year, Effective from 1st April, 2014, the Company has revised depreciation rate on fixed assets as per the useful life specified in the Companies Act, 2013 or re-assessed by the Company. Based on current estimates, depreciation of Rs. 109.53 lacs on account of assets whose useful life is already exhausted as on 01st April, 2014 and deferred tax of Rs. 37.37 lacs thereon have been adjusted to opening reserves.

Had there not been any change in useful life of assets, depreciation charged for the quarter and year ended March 31, 2015 would have been lower by Rs. 148.56 lacs and Rs. 553.60 lacs (net of Rs. 172.90 lacs and Rs. 313.28 lacs allocated to projects) respectively.

- The Board of Directors have recommended a dividend of Rs. 0.50 per share (5%) on equity share of Rs. 10 each and 0.1% on 0.1% Non-Cumulative Non-Convertible redeemable preference shares, for the financial year ended March 31, 2015 for the approval of shareholders.

8. Formula for computation of ratios are as follows:-

Debt Service Coverage Ratio = $\frac{\text{Earnings before interest and tax}}{\text{Interest expenses} + \text{Principal Repayments made during the year for long term loans}}$

Interest Service Coverage Ratio = $\frac{\text{Earnings before interest and tax}}{\text{Interest expenses}}$

9. Tax expenses include current tax (net of MAT Credit), Deferred Tax, Wealth Tax and adjustment of taxes for earlier years.

10. Key standalone Financial Information is given below:

(Rupees in lakhs)

Particulars	Quarter ended			Year ended	
	31.03.2015	31.12.2014	31.03.2014	31.03.2015	31.03.2014
	Unaudited	Unaudited	Unaudited	Audited	Audited
Income from Operations	19,187.41	23,411.10	36,081.46	94,236.99	118,468.96
Profit before tax	1,555.71	1,912.72	2,963.74	7,229.95	8,439.07
Net profit after tax	899.09	1,062.62	1,593.67	4,013.31	6,028.69

11. The previous period / year figures have been regrouped / rearranged wherever required for the purpose of comparison.

12. The standalone and consolidated financial results of the Company for the quarter/year ended March 31st, 2015 are also available on the Company's Website (www.omaxe.com) and on the Website of BSE (www.bseindia.com) and NSE (www.nseindia.com).

For and on behalf of Board of Directors
For Omaxe Limited


Sd/-

Rohtas Goel

Chairman and Managing Director

Place: New Delhi

Date: 28th May, 2015



Omaxe Limited

Regd. Office: 19-B, First Floor, Omaxe Celebration Mall, Sohna Road, Gurgaon-122 001, (Haryana)

Corp. Office: 7, LSC, Kalkaji, New Delhi-110019

CIN: L74899HR1989PLC051918, Website: www.omaxe.com, Email: info@omaxe.com

Tel: 91-11-41893100, Fax: 91-11-41896653

Statement of Standalone/Consolidated Audited Financial Results for the quarter and year ended March 31, 2015

PART I

(Rupees in lakhs)


Particulars	Standalone				Consolidated														
	Quarter ended		Year ended		Quarter ended		Year ended												
	31.03.2015	31.12.2014	31.03.2014	31.03.2015	31.03.2015	31.12.2014	31.03.2014	31.03.2015	31.03.2014										
1 Income from operations																			
a) Net sales/ Income from operations	19,046.26	23,214.36	35,934.13	93,517.73	117,618.37	41,024.81	30,275.93	51,025.14	141,334.33	160,542.96									
b) Other operating income	141.15	196.74	147.33	719.26	850.59	340.15	495.29	372.07	1,774.19	1,769.54									
Total Income from operations	19,187.41	23,411.10	36,081.46	94,236.99	118,468.96	41,364.96	30,771.22	51,397.21	143,108.52	162,312.50									
2 Expenses																			
a) Cost of material consumed, construction & other related project cost	30,039.31	38,337.09	34,184.19	126,198.54	95,024.99	47,921.01	52,471.00	50,507.81	200,812.24	139,534.29									
b) Changes in inventories of finished stock & projects in progress	(17,442.45)	(22,736.28)	(7,945.30)	(62,637.45)	(11,826.58)	(16,748.31)	(31,498.03)	(11,825.98)	(97,601.05)	(20,783.47)									
c) Employee benefit expense	1,348.15	1,341.64	1,618.79	5,510.54	6,178.21	1,528.57	1,453.32	1,778.65	6,063.22	6,956.98									
d) Depreciation and amortisation expense	311.30	323.81	251.01	1,257.50	861.41	357.25	370.88	290.61	1,442.60	986.77									
e) Other expense	2,642.47	1,724.60	2,548.24	7,084.58	9,784.67	3,793.10	2,496.59	3,962.64	10,436.47	14,038.82									
Total expenses	16,898.78	18,990.86	30,656.93	77,413.71	100,022.70	36,851.62	25,293.76	44,713.73	121,153.48	140,733.39									
Profit from operations before other income, finance costs and exceptional items (1-2)	2,288.63	4,420.24	5,424.53	16,823.28	18,446.26	4,513.34	5,477.46	6,683.48	21,955.04	21,579.11									
3 Other income	1,170.20	1,104.15	1,302.06	3,861.03	3,671.20	1,306.72	662.86	1,529.24	3,415.74	3,032.60									
4 Profit before finance costs and exceptional items (3+4)	3,458.83	5,524.39	6,726.59	20,684.31	22,117.46	5,820.06	6,140.32	8,212.72	25,370.78	24,611.71									
5 Finance costs	1,903.12	3,611.67	3,762.85	13,454.36	13,678.39	2,335.05	3,858.51	3,734.12	14,351.66	13,057.72									
6 Profit after finance costs but before exceptional items (5-6)	1,555.71	1,912.72	2,963.74	7,229.95	8,439.07	3,485.01	2,281.81	4,478.60	11,019.12	11,553.99									
7 Exceptional items	-	-	-	-	-	-	-	-	-	-									
8 Profit from ordinary activities before tax (7+8)	1,555.71	1,912.72	2,963.74	7,229.95	8,439.07	3,485.01	2,281.81	4,478.60	11,019.12	11,553.99									
9 Tax expense	656.62	850.10	1,370.07	3,216.64	2,410.38	1,473.87	891.79	1,965.61	5,035.14	3,692.79									
10 Net profit from ordinary activities after tax (9-10)	899.09	1,062.62	1,593.67	4,013.31	6,028.69	2,011.14	1,390.02	2,512.99	5,983.98	7,861.20									
11 Extra ordinary items	-	-	-	-	-	-	-	-	-	-									
12 Net profit for the period before minority interest (11-12)	899.09	1,062.62	1,593.67	4,013.31	6,028.69	2,011.14	1,390.02	2,512.99	5,983.98	7,861.20									
13 Share of profit of associates	-	-	-	-	-	-	-	-	-	-									
14 Minority interest	-	-	-	-	-	(13.08)	(1.91)	4.37	-	9.17									

16	Net Profit after tax, minority interest and share of profit from associates (13+14-15)	899.09	1,062.62	1,593.67	4,013.31	6,028.69	2,024.22	1,391.93	2,508.62	6,006.84	7,852.03
17	Paid-up Equity Share Capital (Face value Rs. 10 each)	18,290.05	18,290.05	18,290.05	18,290.05	18,290.05	18,290.05	18,290.05	18,290.05	18,290.05	18,290.05
18	Reserves (excluding Revaluation Reserves)	147,871.04	-	145,004.59	147,871.04	145,004.59	179,365.06	-	174,572.50	179,365.06	174,572.50
19	Basic and diluted earnings per share (in rupees) (not annualised)-Post Bonus	0.48	0.58	0.87	2.18	3.30	1.09	0.76	1.37	3.27	4.29
20	(a) Debt Service Coverage Ratio				0.35	0.40				0.42	0.45
	(b) Interest Service Coverage Ratio				1.54	1.62				1.77	1.88

PART II

Particulars	Standalone						Consolidated					
	Quarter ended		Year ended		Quarter ended		Year ended		Quarter ended		Year ended	
	31.03.2015	31.12.2014	31.03.2015	31.03.2014	31.03.2015	31.12.2014	31.03.2015	31.03.2014	31.03.2015	31.03.2014	31.03.2015	31.03.2014
A PARTICULARS OF SHAREHOLDING												
1 Public shareholding												
-Number of shares	45,734,346	45,734,346	45,734,346	45,734,346	45,734,346	45,734,346	45,734,346	45,734,346	45,734,346	45,734,346	45,734,346	
-Percentage of shareholding	25.01%	25.01%	25.01%	25.01%	25.01%	25.01%	25.01%	25.01%	25.01%	25.01%	25.01%	
2 Promoters and Promoter Group Shareholding												
a) Pledged / Encumbered												
- Number of shares	94,929,200	103,564,200	82,016,700	94,929,200	82,016,700	94,929,200	103,564,200	82,016,700	94,929,200	82,016,700	94,929,200	
- Percentage of shares (as a % of the total shareholding of promoter and promoter group)	69.21%	75.50%	59.79%	69.21%	59.79%	69.21%	75.50%	59.79%	69.21%	59.79%	69.21%	
- Percentage of shares (as a % of the total Share capital of the company)	51.90%	56.62%	44.84%	51.90%	44.84%	51.90%	56.62%	44.84%	51.90%	44.84%	51.90%	
b) Non-Encumbered												
- Number of shares	42,236,994	33,601,994	55,149,494	42,236,994	55,149,494	42,236,994	33,601,994	55,149,494	42,236,994	55,149,494	42,236,994	
- Percentage of shares (as a % of the total shareholding of promoter and promoter group)	30.79%	24.50%	40.21%	30.79%	40.21%	30.79%	24.50%	40.21%	30.79%	40.21%	30.79%	
- Percentage of shares (as a % of the total share capital of the company)	23.09%	18.37%	30.15%	23.09%	30.15%	23.09%	18.37%	30.15%	23.09%	30.15%	23.09%	

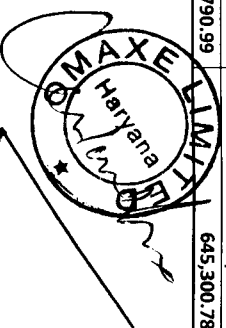
Particulars	Quarter ended 31.03.2015	
B INVESTOR COMPLAINTS		
Pending at the beginning of the quarter	1	1
Received during the quarter	-	-
Disposed of during the quarter	-	-
Remaining unresolved at the end of quarter	1	1



Statement of standalone / consolidated assets and liabilities

(Rupees in lakhs)

Particulars	Standalone		Consolidated	
	As at 31.03.2015	As at 31.03.2014	As at 31.03.2015	As at 31.03.2014
	Audited	Audited	Audited	Audited
I. EQUITY AND LIABILITIES				
Shareholders' funds				
Share capital	43,290.05	43,290.05	43,290.05	43,290.05
Reserves and surplus	147,871.04	145,004.59	179,365.06	174,572.50
	191,161.09	188,294.64	222,655.11	217,862.55
Minority Interest	-	-	940.95	32.82
Non-current liabilities				
Long-term borrowings	42,008.87	32,602.60	45,606.70	32,731.57
Other long term liabilities	15,257.41	12,952.92	27,405.22	28,805.54
Long-term provisions	1,100.84	1,154.82	1,487.25	1,484.91
	58,367.12	46,710.34	74,499.17	63,022.02
Current liabilities				
Short-term borrowings	22,476.61	32,702.18	22,090.90	32,021.49
Trade payables	42,039.32	38,500.51	85,904.83	76,137.00
Other current liabilities	180,831.66	175,183.47	281,691.76	252,991.26
Short-term provisions	1,156.68	1,198.04	3,008.27	3,233.64
	246,504.27	247,584.20	392,695.76	364,383.39
	496,032.48	482,589.18	690,790.99	645,300.78
II. ASSETS				
Non-current assets				
Fixed assets				
Tangible assets	2,760.45	3,627.07	4,350.16	5,535.34
Intangible assets	183.25	227.74	183.25	227.72
Capital work-in-progress	1.87	12.90	1.87	12.90
Intangible assets under development	14.53	8.78	14.53	8.78
	2,960.10	3,876.49	4,549.81	5,784.74
Goodwill (net of capital reserve) on consolidation	-	-	7,306.20	7,319.32
Non-current investments	27,074.77	38,345.29	2,047.60	1,547.59
Deferred tax assets (net)	1,117.20	769.67	1,450.11	963.38
Long-term loans and advances	19,666.15	20,997.89	22,948.11	30,904.23
Other non-current assets	2,047.89	1,709.13	2,953.58	3,236.18
	52,866.11	65,698.47	41,255.41	49,755.44
Current assets				
Current investments	-	9.85	-	9.85
Inventories	241,084.49	190,774.31	447,141.92	383,638.12
Trade receivables	54,944.26	75,632.00	76,995.03	86,551.56
Cash and bank balance	19,412.35	20,099.29	24,051.00	24,315.39
Short-term loans and advances	94,545.00	94,594.42	52,765.00	55,169.43
Other current assets	33,180.27	35,780.84	48,582.63	45,860.99
	443,166.37	416,890.71	649,535.58	595,545.34
	496,032.48	482,589.18	690,790.99	645,300.78



Audited segment-wise revenue, results and capital employed for the quarter and year ended March 31, 2015

(Rupees in lakhs)

Particulars	Standalone				Consolidated					
	Quarter ended		Year ended		Quarter ended		Year ended			
	31.03.2015	31.12.2014	31.03.2014	31.03.2015	31.03.2014	31.12.2014	31.03.2014	31.03.2015	31.03.2014	
1 Segment Revenue	Unaudited	Unaudited	Unaudited	Audited	Audited	Unaudited	Unaudited	Audited	Audited	
-Real estate projects	18,395.21	22,996.97	32,993.81	88,211.25	112,477.58	41,321.31	30,307.51	50,583.03	141,376.17	160,157.54
-Construction contracts	96.50	86.58	3,019.73	4,345.93	5,707.60	12,436.24	11,848.13	19,398.89	50,744.07	55,108.33
-Unallocated	695.70	327.55	67.92	1,679.81	283.78	700.83	359.06	58.35	1,741.10	331.63
Total	19,187.41	23,411.10	36,081.46	94,236.99	118,468.96	54,458.38	42,514.70	70,040.27	193,861.34	215,597.50
Less: Inter-segment revenue	-	-	-	-	-	13,093.42	11,743.48	18,643.06	50,752.82	53,285.00
Total sales/income	19,187.41	23,411.10	36,081.46	94,236.99	118,468.96	41,364.96	30,771.22	51,397.21	143,108.52	162,312.50
2 Segment Results										
-Real estate projects	6,967.47	7,839.79	9,822.92	30,934.52	34,750.13	10,393.31	9,630.45	12,724.01	39,498.86	42,746.30
-Construction contracts	(376.92)	(29.50)	19.65	(258.62)	520.42	(201.05)	167.80	(8.63)	398.47	815.38
-Unallocated	-	-	-	-	-	-	-	-	-	-
Total	6,590.55	7,810.29	9,842.57	30,675.90	35,270.55	10,192.26	9,798.25	12,715.38	39,897.33	43,561.68
Less:										
i) Finance costs	1,903.12	3,611.67	3,762.85	13,454.36	13,678.39	2,335.05	3,858.51	3,734.12	14,351.66	13,057.72
ii) Other Un-allocable expenditure net off	4,301.92	3,390.05	4,418.04	13,852.62	16,824.29	5,678.92	4,320.79	6,031.90	17,942.29	21,982.57
iii) Un-allocable income	(1,170.20)	(1,104.15)	(1,302.06)	(3,861.03)	(3,671.20)	(1,306.72)	(662.86)	(1,529.24)	(3,415.74)	(3,032.60)
Profit before tax	1,555.71	1,912.72	2,963.74	7,229.95	8,439.07	3,485.01	2,281.81	4,478.60	11,019.12	11,553.99
3 Capital employed										
-Real estate projects	259,698.24	249,260.60	237,791.83	259,698.24	237,791.83	287,787.90	289,123.36	276,432.96	287,787.90	276,432.96
-Construction contracts	1,663.86	2,282.28	3,325.55	1,663.86	3,325.55	5,826.32	7,206.90	5,074.52	5,826.32	5,074.52
-Unallocated	35,114.71	51,854.59	52,622.47	35,114.71	52,622.47	39,573.92	41,251.64	41,333.91	39,573.92	41,333.91
Total	296,476.81	303,397.47	293,739.85	296,476.81	293,739.85	333,188.14	337,581.90	322,841.39	333,188.14	322,841.39

Notes:

- The above results were reviewed and recommended by the Audit Committee & approved by the Board of Directors at their respective meetings held on 28th May, 2015 and have been audited by the Statutory Auditors of the Company.
- The figures for last quarter of current and previous years are the balancing figures between the audited figures in respect of the full financial year and the published figures for nine months ended for respective years.



3. The consolidated financial results have been prepared in accordance with AS-21 – 'Accounting standard on consolidated financial statements'.
4. The unaudited financial results of one wholly owned subsidiary company namely M/s Rohitas Holdings (Gulf) Limited (including its subsidiary namely M/s Marine Sand Ltd.) have been reported by their management and given effect in consolidated financial results based on financial statements as certified.
5. During the quarter ended 31st March, 2015, the Company has sold its entire holding in wholly owned subsidiary company namely M/s Finishing Touch Properties Private Limited, accordingly profit on sale of shares amounting to Rs. 257.50 lacs has been shown in other income.
6. ~~During the year, Effective from 1st April, 2014, the Company has revised depreciation rate on fixed assets as per the useful life specified in the Companies Act, 2013 or re-assessed by the Company. Based on current estimates, depreciation of Rs. 109.53 lacs on account of assets whose useful life is already exhausted as on 01st April, 2014 and deferred tax of Rs. 37.37 lacs thereon have been adjusted to opening reserves.~~
Had there not been any change in useful life of assets, depreciation charged for the quarter and year ended March 31, 2015 would have been lower by Rs. 148.56 lacs and Rs. 553.60 lacs (net of Rs. 172.90 lacs and Rs. 313.28 lacs allocated to projects) respectively.
7. The Board of Directors have recommended a dividend of Rs. 0.50 per share (5%) on equity share of Rs. 10 each and 0.1% on 0.1% Non-Cumulative Non-Convertible redeemable preference shares, for the financial year ended March 31, 2015 for the approval of shareholders.
8. Formula for computation of ratios are as follows:-


Debt Service Coverage Ratio	=	<u>Earnings before interest and tax</u>	=	<u>Earnings before interest and tax</u>
		<u>Interest expenses + Principal Repayments made during the year for long term loans</u>		<u>Interest expenses</u>
9. Tax expenses include current tax (net of MAT Credit), Deferred Tax, Wealth Tax and adjustment of taxes for earlier years.
10. The previous period / year figures have been regrouped / rearranged wherever required for the purpose of comparison.
11. The standalone and consolidated financial results of the Company for the quarter/year ended March 31st, 2015 are also available on the Company's Website (www.omax.com) and on the Website of BSE (www.bseindia.com) and NSE (www.nseindia.com).

For and on behalf of Board of Directors
For Omaxe Limited

Sd/-

Rohitas Goel
Chairman and Managing Director

Place: New Delhi
Date: 28th May, 2015



DOOGAR & ASSOCIATES

Chartered Accountants

Independent Auditor's Report

To the Members of Omaxe Limited

Report on the Consolidated Financial Statements

We have audited the accompanying consolidated financial statements of **Omaxe Limited** ("the Holding Company"), and its subsidiaries (the holding company and its subsidiaries together referred to as "the Group") comprising of the consolidated Balance Sheet as at 31 March 2015, the consolidated Statement of Profit and Loss, the consolidated Cash Flow Statement for the year then ended, and a summary of the significant accounting policies and other explanatory information (hereinafter referred to as "the consolidated financial statements").

Management's Responsibility for the Consolidated Financial Statements

The Holding Company's Board of Directors is responsible for the preparation of these consolidated financial statements in terms of the requirements of the Companies Act, 2013 (hereinafter referred to as "the Act") that give a true and fair view of the consolidated financial position, consolidated financial performance and consolidated cash flows of the Group in accordance with the accounting principles generally accepted in India, including the Accounting Standards specified under Section 133 of the Act, read with Rule 7 of the Companies (Accounts) Rules, 2014. The respective Board of Directors of the Companies included in the Group are responsible for maintenance of adequate accounting records in accordance with the provisions of the Act for safeguarding the assets of the Group and for preventing and detecting frauds and other irregularities; the selection and application of appropriate accounting policies; making judgments and estimates that are reasonable and prudent; and the design, implementation and maintenance of adequate internal financial controls, that were operating effectively for ensuring the accuracy and completeness of the accounting records, relevant to the preparation and presentation of the financial statements that give a true and fair view and are free from material misstatement, whether due to fraud or error, which have been used for the purpose of preparation of the consolidated financial statements by the Directors of the Holding Company, as aforesaid.

Auditor's Responsibility

Our responsibility is to express an opinion on these consolidated financial statements based on our audit. While conducting the audit, we have taken into account the provisions of the Act, the accounting and auditing standards and matters which are required to be included in the audit report under the provisions of the Act and the Rules made thereunder.

We conducted our audit in accordance with the Standards on Auditing specified under Section 143(10) of the Act. Those Standards require that we comply with ethical requirements and plan and perform the audit to obtain reasonable assurance about whether the consolidated financial statements are free from material misstatement.



An audit involves performing procedures to obtain audit evidence about the amounts and the disclosures in the consolidated financial statements. The procedures selected depend on the auditor's judgment, including the assessment of the risks of material misstatement of the consolidated financial statements, whether due to fraud or error. In making those risk assessments, the auditor considers internal financial control relevant to the Holding Company's preparation of the consolidated financial statements that give a true and fair view in order to design audit procedures that are appropriate in the circumstances, but not for the purpose of expressing an opinion on whether the holding company has an adequate internal financial controls system over financial reporting in place and the operating effectiveness of such controls. An audit also includes evaluating the appropriateness of the accounting policies used and the reasonableness of the accounting estimates made by the Holding Company's Board of Directors, as well as evaluating the overall presentation of the consolidated financial statements.


We believe that the audit evidence obtained by us and the audit evidence obtained by the other auditors in terms of their reports referred to in sub paragraph (a) of Other Matters paragraph below, is sufficient and appropriate to provide a basis for our audit opinion on the consolidated financial statements.

Opinion

In our opinion and to the best of our information and according to the explanations given to us, the aforesaid consolidated financial statements give the information required by the Act in the manner so required and give a true and fair view in conformity with the accounting principles generally accepted in India, of the consolidated state of affairs of the Group as at 31 March 2015, and their consolidated profit and their consolidated cash flows for the year ended on that date.

Other Matters

- a) We did not audit the financial statements / financial information of 76 subsidiaries, whose financial statements / financial information reflect total assets of Rs. 3,595.76 mio as at 31st March, 2015, total revenues of Rs. 69.44 mio and net cash flows amounting to Rs. 3.79 mio for the year ended on that date, as considered in the consolidated financial statements. These financial statements / financial information have been audited by other auditors whose reports have been furnished to us by the Management and our opinion on the consolidated financial statements, in so far as it relates to the amounts and disclosures included in respect of these subsidiaries, and our reports in terms of sub-sections (3) and (11) of Section 143 of the Act, insofar as it relates to the aforesaid subsidiaries, is based solely on the reports of the other auditors.
- b) We did not audit the financial statements/ financial information of one subsidiary namely Rohtas Holdings (Gulf) Limited (consolidated), whose financial statements/ financial information reflect total assets of Rs. 254.63 mio as at 31st March 2015, total revenues of Rs. 0.00 mio and net cash flows amounting to Rs. (0.03) mio for the year ended on that date, as considered in the consolidated financial statements. These financial statements/ financial information are unaudited and have been furnished to us by the management and our opinion on the consolidated financial statements, in so far as it relates to the amounts and disclosures included in respect of this subsidiary, and our report in terms of sub- section (3) and (11) of section 143 of the Act in so far as it relates to the aforesaid subsidiary, is based solely on such unaudited



financial statements/ financial information. In our opinion and according to the information and explanations given to us by the Management, these financial statements/ financial information are not material to the Group.

Our opinion on the consolidated financial statements, and our report on Other Legal and Regulatory Requirements below, is not modified in respect of the above matters with respect to our reliance on the work done and the reports of the other auditors and the financial statements / financial information certified by the Management.


Report on Other Legal and Regulatory Requirements

1. As required by the Companies (Auditor's Report) Order, 2015 ("the Order"), issued by the Central Government of India in terms of sub-section (11) of Section 143 of the Act, based on the comments in the auditor's reports of the Holding company and Subsidiary companies incorporated in India, we give in the Annexure a statement on the matters specified in paragraphs 3 and 4 of the Order, to the extent applicable.
2. As required by Section 143(3) of the Act, we report, to the extent applicable, that:
 - (a) We have sought and obtained all the information and explanations which to the best of our knowledge and belief were necessary for the purpose of our audit of the aforesaid consolidated financial statements.
 - (b) In our opinion, proper books of account as required by law relating to preparation of the aforesaid consolidated financial statements have been kept so far as it appears from our examination of those books and the reports of the other auditors.
 - (c) The consolidated Balance Sheet, the Consolidated Statement of Profit and Loss, and the consolidated Cash Flow Statement dealt with by this Report are in agreement with the relevant books of account maintained for the purpose of preparation of the consolidated financial statements.
 - (d) In our opinion, the aforesaid consolidated financial statements comply with the Accounting Standards specified under Section 133 of the Act, read with Rule 7 of the Companies (Accounts) Rules, 2014.
 - (e) On the basis of the written representations received from the directors of the Holding Company as on 31st March, 2015 taken on record by the Board of Directors of the Holding Company and the reports of the statutory auditors of its subsidiary companies incorporated in India, none of the directors of the Group Companies incorporated in India is disqualified as on 31st March, 2015 from being appointed as a director in terms of Section 164(2) of the Act.
 - (f) With respect to the other matters to be included in the Auditor's Report in accordance with Rule 11 of the Companies (Audit and Auditor's) Rules, 2014, in our opinion and to the best of our information and according to the explanations given to us:



- i) The consolidated financial statements disclose the impact of pending litigations on the consolidated financial position of the Group– Refer note no.25, 30, 31, 32 to the consolidated financial statements.
- ii) The Group did not have any long term contracts including derivative contracts for which there were any foreseeable losses.
- iii) There has been no delay in transferring amounts, required to be transferred, to the Investor Education and Protection Fund by the Holding Company and its Subsidiary Companies incorporated in India.

For **Doogar & Associates**
Chartered Accountants
Firm's Reg.No.000561N


M.K. Doogar
Partner
M.No. 80077



Place of Signature: New Delhi
Date: 28thMay, 2015

Annexure to the Auditor's Report

(Referred to in paragraph 1 under report on Other Legal and Regulatory Requirements of our report of even date to the members of Omaxe Limited on the Consolidated Financial Statements for the year ended March 31st, 2015)

- i. a. The Group has maintained proper records showing full particulars, including quantitative details and situation of fixed assets.
 - b. The fixed assets have been physically verified by the management of group at the reasonable intervals, which in our opinion, is considered reasonable having regard to the size of the Group and the nature of its assets. No material discrepancies were noticed on such verification.
- ii. a. The inventory includes land, completed real estate projects, projects in progress, construction material, development and other rights in identified land. Physical verification of inventory have been conducted at reasonable intervals by the management of the group.
 - b. The procedures of physical verification of inventories followed by the group are reasonable and adequate in relation to the size of the Group and nature of its business
 - c. The Group has maintained proper records of inventory. As explained to us, there were no material discrepancies noticed on physical verification of inventory as compared to the book records.
- iii. The group has not granted any loans, secured or unsecured to companies, firms or other parties covered in the register maintained under section 189 of the Companies Act, 2013.
- iv. In our opinion and according to the information and explanations given to us, there exists an adequate internal control system commensurate with the size of the Group and the nature of its business with regard to purchases of inventory, fixed assets and with regard to the sale of goods and services. During the course of our audit, we have neither observed nor have been informed of any continuing failure to correct major weaknesses in internal control system in respect of these areas.
- v. In our opinion and according to the information and explanations given to us, the group has accepted deposits, in respect of which, directives issued by the Reserve Bank of India and the provisions of section 73 to 76 or any other relevant provisions of the Companies Act, 2013 and rules framed there under, to the extent applicable, have been complied with.
- vi. According to the information and explanations given to us, the cost records have been maintained by the group pursuant to section 148 (1) of the Companies Act 2013 and are of the opinion that, prima facie, the prescribed cost records have been made and maintained, however, we have not made a detailed examination of such cost records.
- vii. a. According to the information and explanations given to us, the Group is generally regular, except for delays in certain cases, in depositing with the appropriate authorities undisputed statutory dues including provident fund, employees' state insurance, income-tax, sales-tax, wealth tax, service tax, duty of customs, duty of excise, value added tax, cess and any other statutory dues applicable to it and there are no undisputed amounts payable




in respect of these dues which have remained outstanding as at March 31, 2015 for a period of more than six months from the date they became payable.

- b. According to the information and explanations given to us, there are no dues of income tax, sales tax, wealth tax, service tax, duty of customs, duty of excise, value added tax and cess which have not been deposited as on March 31, 2015 on account of any dispute except the followings:-

Name of Statutes	Nature of Dues	Financial Year to which the matter pertains	Forum where dispute is pending	Amount Outstanding (Rs. in mio)
Omaxe Limited				
Income Tax Act, 1961	Income Tax	2006-07	Income Tax Appellate Tribunal, New Delhi	114.45
Income Tax Act, 1961	Income Tax	2008-09	Commissioner of Income Tax(A), New Delhi	145.42
Income Tax Act, 1961	Income Tax	2009-10	Commissioner of Income Tax(A), New Delhi	129.39
Income Tax Act, 1961	Tax Deduction at Source	2012-13	Commissioner of Income Tax(A), New Delhi	0.77
Income Tax Act, 1961	Income Tax	2007-08	Commissioner of Income Tax(A), New Delhi	320.96
U.P. VAT Act, 2008	Sales Tax	Jan 2007- March 2008	Commercial Tax Tribunal, Noida	0.63
U.P. VAT Act, 2008	Sales Tax	2010-11	Commercial Tax Tribunal, Noida	0.38
UTT Vat Act, 2005	Sales Tax	2009-10	Deputy Commissioner, Rudrapur	0.49
Delhi VAT ACT, 2005	Sales Tax	2005-06	Joint/ Deputy Commissioner of Trade & Taxes	43.94
Jammu & Kashmir General Sales Tax Act, 1962	Sales Tax	2003-04	Appellate Authority of the Jammu & Kashmir General Sales Tax Act, 1962	0.09
Jammu & Kashmir General Sales Tax Act, 1962	Sales Tax	2004-05	Appellate Authority of the Jammu & Kashmir General Sales Tax Act, 1962	0.29
Finance Act, 1994	Service Tax	2003-04 to 2007-08	Customs, Excise and Service Tax Appellate Tribunal, New Delhi	29.17
Navratan Tech-Build Private Limited				
Income Tax Act, 1961	Income Tax	2009-10	Commissioner of Income Tax(A), New Delhi	3.37
Omaxe Buildhome Limited				
Income Tax Act, 1961	Income Tax	2011-12	Commissioner of Income Tax(A), New Delhi	0.46
U.P. VAT Act, 2008	Sales Tax	Jan -March 2008	Commercial Tax Tribunal, Noida	0.48
U.P. VAT Act, 2008	Sales Tax	2008-09	Commercial Tax Tribunal, Noida	1.96
U.P. VAT Act, 2008	Sales Tax	2009-10	Commercial Tax Tribunal, Noida	1.34
U.P. VAT Act, 2008	Sales Tax	2010-11	Commercial Tax Tribunal, Noida	0.82
U.P. VAT Act, 2008	Sales Tax	2011-12	Commercial Tax Tribunal, Noida	0.05
Omaxe Forest SPA and Hills Developers Limited				
Income Tax Act, 1961	Income Tax	2010-11	Commissioner of Income Tax(A), New Delhi	0.45
Income Tax Act, 1961	Income Tax	2011-12	Commissioner of Income Tax(A), New Delhi	0.47
Pancham Realcon Private Limited				
U.P. Trade Tax Act , 1948	Sales Tax	March 31,2012	Additional Commissioner Grade-II (Appeal-3) Trade Tax Allahabad	0.21


- c. According to the information and explanation given to us, the amount required to be transferred by Group to investor education and protection fund in accordance with the




relevant provisions of Companies Act, 1956 and rules made there under has been transferred to such fund within time.

- viii. The Group does not have any accumulated losses as at March 31, 2015 and has not incurred cash losses during the financial year covered by our audit and the immediately preceding financial year.
- ix. In our opinion and according to the information and explanations given to us, the Group has not defaulted in repayment of dues to Bank, Financial Institution and debenture holders as at the balance sheet date.
- x. According to the information and explanations given to us, the Group has not given any guarantee for loan taken by others from banks or financial institutions.
- xi. According to the information and explanation given to us and records examined by us, the term loans have generally been applied for the purpose for which they were raised.
- xii. During the course of audit carried out and according to the information and explanations given to us, no fraud on or by the Group has been noticed or reported during the year.

For Doogar & Associates
Chartered Accountants
Firm's Reg. No. 000561N


M. K. Doogar New Delhi
Partner
M. No. 80077



Place of Signature: New Delhi
Date: 28th May 2015

DOOGAR & ASSOCIATES

Chartered Accountants

Independent Auditor's Report

To the Members of Omaxe Limited

Report on the Standalone Financial Statements

We have audited the accompanying standalone financial statements of **Omaxe Limited** ("the Company"), which comprise the Balance Sheet as at 31 March 2015, the Statement of Profit and Loss, the Cash Flow Statement for the year then ended, and a summary of the significant accounting policies and other explanatory information.

Management's Responsibility for the Standalone Financial Statements

The Company's Board of Directors is responsible for the matters stated in Section 134(5) of the Companies Act, 2013 ("the Act") with respect to the preparation of these standalone financial statements that give a true and fair view of the financial position, financial performance and cash flows of the Company in accordance with the accounting principles generally accepted in India, including the Accounting Standards specified under Section 133 of the Act, read with Rule 7 of the Companies (Accounts) Rules, 2014. This responsibility also includes maintenance of adequate accounting records in accordance with the provisions of the Act for safeguarding the assets of the Company and for preventing and detecting frauds and other irregularities; selection and application of appropriate accounting policies; making judgments and estimates that are reasonable and prudent; and design, implementation and maintenance of adequate internal financial controls, that were operating effectively for ensuring the accuracy and completeness of the accounting records, relevant to the preparation and presentation of the financial statements that give a true and fair view and are free from material misstatement, whether due to fraud or error.

Auditor's Responsibility

Our responsibility is to express an opinion on these standalone financial statements based on our audit.

We have taken into account the provisions of the Act, the accounting and auditing standards and matters which are required to be included in the audit report under the provisions of the Act and the Rules made thereunder.

We conducted our audit in accordance with the Standards on Auditing specified under Section 143(10) of the Act. Those Standards require that we comply with ethical requirements and plan and perform the audit to obtain reasonable assurance about whether the financial statements are free from material misstatement.

An audit involves performing procedures to obtain audit evidence about the amounts and the disclosures in the financial statements. The procedures selected depend on the auditor's judgment, including the assessment of the risks of material misstatement of the financial statements, whether due to fraud or error. In making those risk assessments, the auditor considers internal financial control relevant to the Company's preparation of the financial statements that give a true and fair view in order to design audit procedures that are appropriate in the circumstances, but not for the purpose of



expressing an opinion on whether the company has in place an adequate internal financial controls system over financial reporting and the operating effectiveness of such controls. An audit also includes evaluating the appropriateness of the accounting policies used and the reasonableness of the accounting estimates made by the Company's Directors, as well as evaluating the overall presentation of the financial statements.

We believe that the audit evidence we have obtained is sufficient and appropriate to provide a basis for our audit opinion on the standalone financial statements.

Opinion

In our opinion and to the best of our information and according to the explanations given to us, the aforesaid standalone financial statements give the information required by the Act in the manner so required and give a true and fair view in conformity with the accounting principles generally accepted in India, of the state of affairs of the Company as at 31 March 2015, and its profit and its cash flows for the year ended on that date.

Report on Other Legal and Regulatory Requirements

As required by the Companies (Auditor's Report) Order, 2015 ("the Order"), issued by the Central Government of India in terms of sub-section (11) of section 143 of the Act, we give in the Annexure a statement on the matters specified in paragraphs 3 and 4 of the Order, to the extent applicable.

As required by Section 143 (3) of the Act, we report that:


- (a) We have sought and obtained all the information and explanations which to the best of our knowledge and belief were necessary for the purposes of our audit.
- (b) In our opinion, proper books of account as required by the law have been kept by the Company so far as it appears from our examination of those books.
- (c) The Balance Sheet, the Statement of Profit and Loss, and the Cash Flow Statement dealt with by this Report are in agreement with the books of account.
- (d) In our opinion, the aforesaid standalone financial statements comply with the Accounting Standards specified under Section 133 of the Act, read with Rule 7 of the Companies (Accounts) Rules, 2014.
- (e) On the basis of the written representations received from the directors as on 31st March 2015, and taken on record by the Board of Directors, none of the directors is disqualified as on 31st March, 2015 from being appointed as a director in terms of Section 164 (2) of the Act.
- (f) With respect to the other matters to be included in the Auditor's Report in accordance with Rule 11 of the Companies (Audit and Auditors) Rules, 2014, in our opinion and to the best of our information and according to the explanations given to us:
 - i. The Company has disclosed the impact of pending litigations on its financial position in its financial statements – Refer Note No. 25, 30, 31 to the financial statements;



- ii. The Company did not have any long-term contracts including derivative contracts for which there were any material foreseeable losses.
- iii. There has been no delay in transferring amounts, required to be transferred, to the Investor Education and Protection Fund by the Company.

Place of Signature: New Delhi
Date: 28th May 2015

For Doogar & Associates
Chartered Accountants
Firm's Reg. No. 000561N


M. K. Doogar
Partner
M. No. 80077

